


Fixing Systems

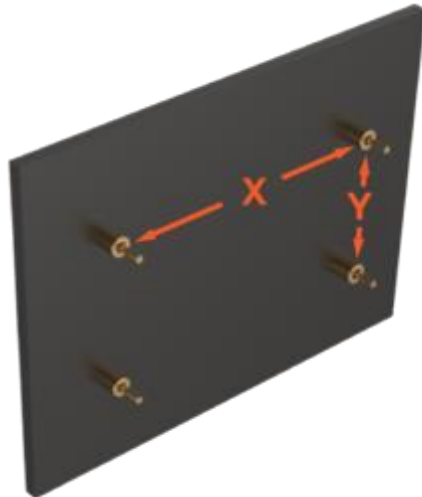


Flat Back

Easy and recommended method.

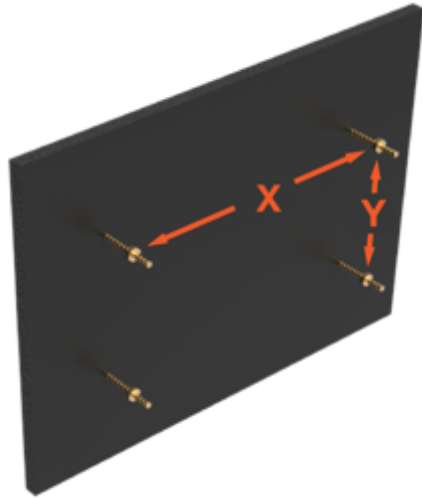
Just use a silicone called SIKAFLEX (very strong glue available at hardware's)) and some sticky tape or a couple of sticks to hold plaque up overnight.

Suitable for installation on a flat surface




Lugs with Studs

Suitable for installation on a rough, angled or elevated surface.



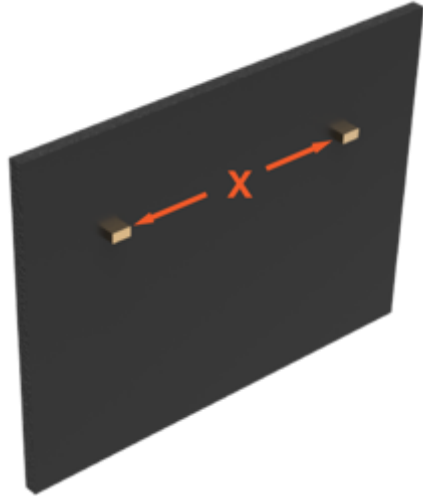
Studs with Bolts

Suitable for concealed installation on bench seats.



Screws

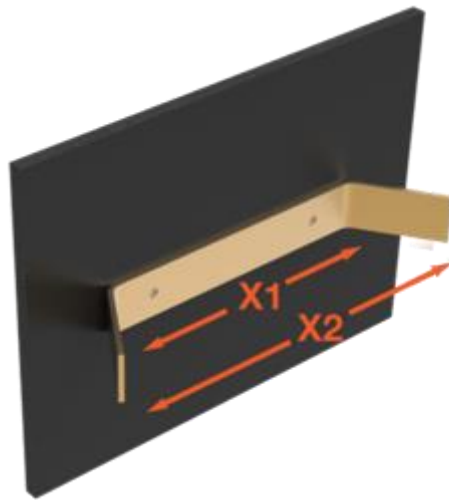
Only suitable for small plaques, usually used for installation on trees and timber seats. (Visible from front)



Straight Lugs

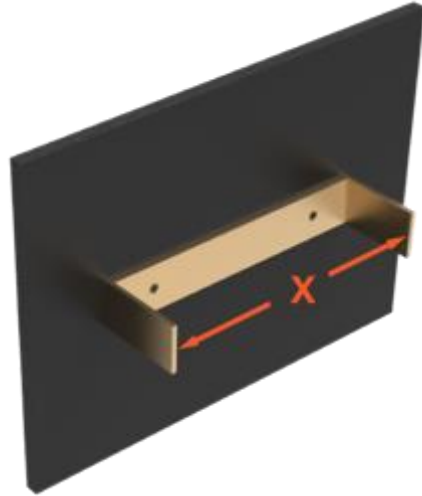
Suitable for small plaques. Installation on angled surface.

Additional Cost



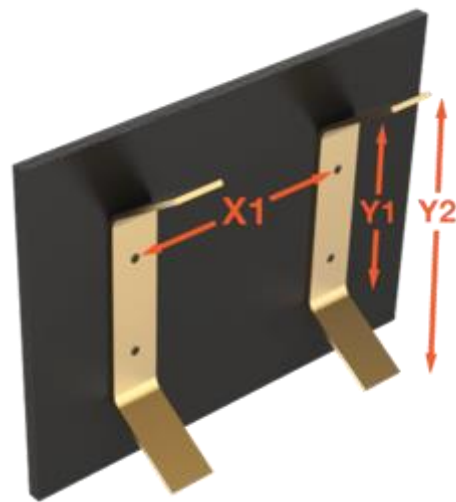
Angled Bracket

Suitable for niche walls.



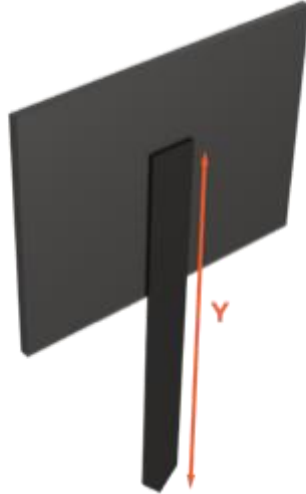
Straight Bracket

Suitable for niche walls to hold ashes container.



Double Angled Bracket

Suitable for niche walls with larger plaques.



Straight Stake

Suitable for garden beds.



Angled Stake

Suitable for garden beds.

**IF YOU ARE UNSURE OF THE ABOVE FIXING SYSTEMS,
PLEASE SIMPLY CALL US FOR HELP**